

IFHS ANNUAL HANDBOOK

2022

£2

*Does not include entry to
the Summer Show*



SPRING SHOW

9th April

4 – 6pm (free entry)

Community Club Hall

SUMMER SHOW

16th July 12.30 – 5.30pm

Seymour Field

Entry: Members Free

(But you must show your membership card at the gate)

AUTUMN SHOW

17th September 4 – 6pm (free entry)

Community Club Hall

Please keep this Handbook safe.



Membership of the IFHS is open to all.

The Society's objects are to encourage and promote public interest in horticulture, including the culture of flowers, fruit and vegetables.

[Find us on Facebook @ IFHS.org](#)

Every year the society organises:-

- Three Shows – all classes are open (anyone can exhibit).
- Outings to RHS and other gardens and events.
- AGM which includes a review of the society's activities during the year and refreshments.

Membership Rates: Ordinary Single £6 Ordinary Joint £10
Concessions Single £5 Concessions Joint £8

Joint = 2 Adults at the same address

A £3 surcharge for postage applies to members outside the area.

Members are entitled to

- Free admission to all our Shows and Meetings
- Free Annual Handbook containing show schedules and entry forms delivered to your address
- Access to RHS Garden Ticket which allows reduced admission charges (one third off) for two adults to all RHS Gardens
- 10% discount for horticultural purchases at Abercorn Garden Centre, Beehive Lane Chelmsford,
- 10% discount for horticultural purchases at Greenbrook Garden Centre, Ongar Road, Chelmsford

For more information about joining, exhibiting, helping with events or joining the committee, contact any of the secretaries listed opposite or visit our website www.ifhs.org.uk

President: The Lord Petre

Vice Presidents: Mesdames: D. Crowder, E.A.Oxley, C. James

Messrs.: A. Cork, L. Jarvis, P.E. Terry, G. James

Officers and Committee 2020 -22

Chair:	Sarah Duke-Woolley, 15 The Heythrop, Ingatestone Email: sarah@beechamresearch.com	07919 447227
Treasurer:	David Fowle, 10 The Heythrop, Ingatestone	01277 350823
Secretary:	Olivia Campbell Haydens Farm Bungalow, High Easter	07782 827053
Membership Secretary:	Richard Emond Doc_Emond@hotmail.com	
Competition Secretary:	Janet Collins, Ashtrees, Little Hyde Lane, Fryerning	01277 352534
Assistant Competition Secretary:	Gill Harste, 2 Park Drive, Ingatestone	01277 352444
Committee Members:	M. Clarkson, H. Gillings, S. Collins, Ben Heywood	

Dates for your Diary 2022

SPRING SHOW – Saturday 9th April

Visit to Peacocks, Margaretting – Tuesday 21st June, 2pm

SUMMER SHOW – Saturday 16th July

AUTUMN SHOW – Saturday 17th September

Talk by Tom Hart-Dyke – Friday 23rd September, 8pm

AGM – Wednesday 16th November, 7.30pm

Welcome to our 2022 Annual Handbook.

This contains the schedules and rules for all three of our shows.

Please keep this somewhere safe as you will need it to enter the Spring, Summer and Autumn shows.

I am very pleased to welcome three new committee members, Olivia Campbell who will be our Secretary, and Richard Emond who will take over as our Membership Secretary. Ben Heywood was also elected and will be our Publicity Officer.

After very successful Summer and Autumn Shows in 2021, life is beginning to feel back to normal. Unfortunately, because of the continued need for social distancing, we will not be running any coach trips this year. Instead we are hoping to arrange private visits to some gardens in the 'yellow book' who belong to the National Garden Scheme. To start us off we have arranged a visit to Peacocks in Margaretting for 21st June at 2pm. There will be a guided tour and light refreshments are included. You will have to make your own way to the venue but if you don't mind sharing a car, lifts could be arranged.

We are delighted to be able to tell you that we have secured the future of the Summer Show for the village. As a committee we have found it increasingly onerous to put on the show and our pleas for help have had little response until recently, although we are very grateful to the few who have stepped up to assist us. After the last show the committee felt that they could not do it again. Ben Heywood, who has an events company Little and Large, was a great help in putting on the last show and has agreed to take over. We will still run the horticultural competition in the marquee as usual but Ben will organise the entertainment, refreshments, stalls and the layout of the field and parking. He will also be running an event on the Sunday but that is nothing to do with us. We have arranged that members of the IFHS can still have free entry on the Saturday if they show their membership card at the gate and Ben assures me that on the Saturday the show will be as traditional as ever. I hope to see you all there. No doubt the show will evolve as the years go by; that is natural and so it should.

There are also changes to the way we hold the Spring and Autumn shows. Both will be held in the Community Club hall as it makes social distancing easier. They will now be afternoon events. Exhibits will need to be staged ready for judging between 1.30pm - 2.30pm for the Spring show and 1pm - 2.15 for the Autumn show. They will be open to the public from 4pm – 6pm and there will be refreshments available as we are hoping it will be a more sociable event than usual.

Everything in the media has been telling us that there has been a huge increase in interest in gardening and growing things during the pandemic. As a result we have been thinking hard about how to make the Society more relevant, interesting and engaging for you. Apart from the summer show, our events are not well supported so I am asking, what do you want from us? Does the term Horticultural Society put you off? Would you rather we were a Gardening Club? Do you want our shows to stick to RHS rules or would you like something more informal and light-hearted? If we were to organise a monthly tea and chat meeting to discuss all things plant and garden related, share cuttings and seeds, sell excess produce, would you come? Where do you stand on the lawn v meadow issue – to mow or not to mow? Are you organic or do reach for the Round-up? Do you have any ideas for outings or events which might interest more of our members and help us to reach new, and hopefully younger, members? Please let us know by filling out the questionnaire on page 10, because it's your society.

Sarah Duke-Woolley (Chair IFHS)
Phone : 07919447227

Email : sarah@beechamresearch.com

Never Entered a Show? Here's How To Have a Go

You do not have to be a member of IFHS to enter our shows.

- Read through the schedule for the show you wish to enter. If you have never entered the show before you will be classed as a Novice.
- Refer to the notes on pages 37 - 40 and the rules for entry on pages 7 and 8 for the Spring Show, pages 27 and 28 for the Summer Show and page 35 for the Autumn Show.
- As the date of the Show approaches go out into your garden and/or allotment and see what there is that you could enter.
- Decide which classes you want to enter and fill out the entry form. Put the entry form in an envelope with the and take it to the Community Centre. Place it in the IFHS box in entrance hall (the front entrance on the High Street) by the date specified on the entry form. This makes life easier for us but you can still enter on the day of the Show although there is a late entry fee.
- Handicrafts and Domestic entries can be prepared ahead. Flowers, fruit and vegetables need to be fresh. Use your judgement as to when to cut them.
- Fruit and Vegetables should be uniform in size.
- When being judged some fruits and vegetables may be cut or snapped.
- It is important to conform to the correct number of stems, fruits or vegetables asked for in the schedule.
- If you are not sure if your exhibit is a flowering shrub or a hardy perennial, ask. We are happy to help.
- In the Domestic classes cakes, biscuits, scones etc. should be presented on a plate with a doily and placed in a large transparent plastic bag. Please do not use cling film. It is too difficult to replace after the judging.
- Please be aware that entries in the Domestic classes will be tasted as part of the judging.
- If possible, label plant material with both kind and variety as this makes the exhibits more interesting. Cards are available for this on the day of the show.
- Finally, enjoy the show. You may even come away with a cup or a certificate.



Spring Show

Saturday 9th April 2022

Held at the Community Club Hall

Judge: Mike Jervis

Open to the public at 4pm

Prizes will be awarded as follows:

Pilling Dunn Cup for Highest Points in show	£10 Highest Points in show
Trevor Cracknell Trophy (Best Daffodil)	£6 2 nd Highest Points in show
Ethel Ellis Memorial Cup (Best Exhibit in show)	£4 3 rd Highest Points in show

Classes marked * (19, 20, 21, 22) to be exhibited in exhibitors own clear, colourless glass;
All other classes in Sections A & B to be exhibited in one vase supplied by the Society.

Section A: DAFFODILS and NARCISSI

	Points		
1. One trumpet Daffodil (Division 1) any variety	4	3	2
2. 3 Blooms Trumpet Daffodils (Division 1) any variety	4	3	2
3. One Large Cupped Daffodil (Division 2) any variety	4	3	2
4. 3 Blooms Large Cupped Daffodils (Division 2) any variety	4	3	2
5. One Small Cupped Daffodil (Division 3) any variety	4	3	2
6. 3 Blooms Small Cupped Daffodils (Division 3) any variety	4	3	2
7. One Double Daffodil (Division 4) any variety, one flower to stem	4	3	2
8. 3 stems Miniature Daffodils / Narcissi any variety (Blooms not to exceed 50mm in diameter)	4	3	2
9. One Stem any variety not shown in classes 1 – 8	4	3	2
10. One vase Daffodils / Narcissi, 5 Stems, any ONE variety	4	3	2
11. One vase Daffodils / Narcissi, 5 Stems, more than one variety	4	3	2

Section B: OTHER GARDEN FLOWER

12. One Specimen Tulip, single flower variety	4	3	2
13. One Specimen Tulip, double flower variety	4	3	2
14. 3 Stems Tulips, three separate varieties	4	3	2
15. 3 Stems Tulips, any ONE variety	4	3	2
16. Any Other Flower grown from bulbs or corms, 3 stems	4	3	2
17. Flowering Shrub or Tree, ONE kind only, any number of stems	4	3	2
18. Flowering Shrub or Tree, more than one kind, any number of stems	4	3	2
19.* Polyanthus, Primrose, Cowslip, or Auricula, 3 stems (see note above) grown in the open	4	3	2
20.* Pansies or Violas, 6 stems (see note above)	4	3	2
21.* Hellebore, one stem (see note above)	4	3	2
22.* Camellia, one bloom (see note above)	4	3	2
23. Mixed Garden Flowers, any number of items	4	3	2

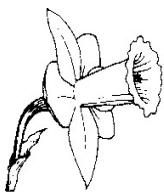
Section C: MISCELLANEOUS CLASSES

24.	One Pot Plant in Flower	4	3	2
25.	Rhubarb, four sticks	4	3	2
26.	Any Seasonal Vegetable, one kind	4	3	2

CLASIFICATION OF DAFFODILS (NARCISSI): DIVISIONS 1 TO 4

Division 1	Trumpet Daffodil	One flower to a stem; with the cup as long, or longer than the petals.
Division 2	Large Cupped Daffodil	One flower to a stem; length of the cup more than one third but less than equal to length of petals.
Division 3	Small Cupped Daffodil	One flower to a stem, length of cup, base to rim, NOT MORE THAN one third the length of petals.
Division 4	Double Daffodil	One or more flower to a stem, with doubling of petals or cup, or both

Division1




Division 2



Division 3



Division 4



Spring Show Entry Form

No Entry Fee

Name (BLOCK CAPITALS please)

Address:

Tel:

I have read the rules on page 8 and undertake to comply with them

Signature:

Rules for exhibition at the Spring Show

1. Entries must be made out on the form on page 7 and 8 and posted in the box provided in the foyer of the Community Club by 8pm on the THURSDAY preceeding the Show.
2. Entry cards must be collected from the Competition Secretary on the afternoon of the show between 1.30pm and 2.30pm and everything must be ready for the judge by 3pm.
3. The Show opens to the public at 4pm and closes at 6pm. No exhibits may be removed until that time.
4. All arrangements must be completed before placing on the show bench. ALL VASES MUST CONTAIN WATER and the stems of all the cut material must reach the water in the vase or other receptacle. The packing material used in vases, eg. soaked newspaper or 'oasis' should provide anchorage and allow the blooms to be shown to their best advantage.
5. Exhibits must be the property of the exhibitor and must have been in his or her possession for at least two months before the show.
6. Pot Plants must not have won prizes at any of the Society's previous shows.
7. Exhibitors may enter up to TWO exhibits in each class but only the entry with the highest points will count towards the trophy.
8. Two or more persons may not exhibit separately in any class from the same garden.
9. The judge has the power to withhold or modify prizes where he/she considers the exhibits to be of insufficient merit. The judge's decision as to the merit and the Committee's decision as to the interpretation of the Schedule are final.
10. Each competitor's points will be added towards prizes, which will be awarded at the end of the Show. In the event of a tie, the relevant award will be presented to the competitor who secures the greater number of 1st prizes in the class or classes concerned.
11. The Committee will not be responsible for any loss or damage to exhibits from whatever cause and all exhibits are shown at the sole risk of the competitor.
12. Entries will be judged in accordance with the RHS Horticultural Show Handbook 2016. A copy of this is held by the Competition Secretary.

NOTE: Late entries will be accepted on the Saturday of the Show, between 1.30pm and 2.30pm, with a Late Entry fee of 50p per entry.

SPRING SHOW 2022 ENTRY FORM

Please circle the class numbers for the classes you wish to enter. If you are entering more than one entry in a class please indicate this when you ring the class number.

1 2 3 4 5 6 7 8 9 10 11 12 13

14 15 16 17 18 19 20 21 22 23 24 25 26

Post this form in the Society's box in the Community Club Foyer (High Street entrance) by 8pm on Thursday 7th April



INGATESTONE FESTIVAL

16TH-17TH
JULY 2022

GATES
OPEN
12NOON

Bar • BBQ • Live Music
Horticultural Competition •
Arena Acts • Childrens Games •
Stalls • Fairground plus much
more

Seymour Field, Ingatestone, Essex
Get your tickets online

WWW.INGATESTONE-FESTIVAL.CO.UK

01277 676282

Membership Survey

Tell us what you want from the society. Please tick

1. Coach outings, when covid rules allow.
2. Outings using your own transport.
3. Talks on a horticultural theme - monthly
quarterly
4. Plant Sales.
5. A monthly social meeting – afternoon
- evening
6. Horticultural classes at our shows to follow RHS rules
7. Classes to be more relaxed and fun.
8. Discounts at local garden centres.
9. Craft workshops to encourage entries for the Domestic and Handicraft classes at the summer show. Please specify below.
10. Gardening skills workshops eg. pruning, taking cuttings etc.
11. How would you like us to communicate with you?
Website facebook page
email (please give your email address)
.....
newsletter other (please specify).....

If you have any ideas of your own or comments, please write them below

Name (optional, but we may want to discuss your ideas with you)

.....
.....
.....
.....
.....
.....
.....
.....
.....
.....

Please return this form to our box in the foyer of the Community Club, High Street Entrance between March 21st and 7th April.

IFHS Outing

Visit an award winning garden in Margaretting

A group visit to Peacocks has been arranged on

21st June at 2pm 2022

Make your own way there, shared lifts can be arranged.

There will be a guided tour by Philip Torr and light refreshments.

Cost £10 per person

Pre-booking and payment from May 1st 2022

Contact Helen Gillings -01277 35356

Other places that have been suggested for visits include Green Island Gardens in Colchester. You may remember that Fiona Edmonds gave us a very interesting talk a few years ago on growing plants for scent. Barnards Farm, with its sculpture park and miniture railway have also been mentioned and Beth Chatto's garden is not too far away. If you would be interested in an organised visit to these places please let us know.



IFHS 2022 SUMMER SHOW Saturday 16th July

CHECKLIST – SUMMER SHOW COMPETITORS

Monday 4th to Monday 11th July All completed **JUNIOR** Entry Forms into the box at the Community Club **no later than 8pm on Monday 11th July.**

Monday 11th to Wednesday 13th July All completed **ADULT** Entry Forms into the box at the Community Club no later than 8pm on Wednesday 13th July.

Please note: Late entry fee of 50p will be charged for all entries received after the closing date/time.

Saturday 16th July 8am – 9.45am Competitors to collect their entry cards from the Secretarial Tent. No late entries after 9.15am. No exhibits after 9.45am. All staging to be completed by 10am when the tent closes for judging. ***See Rule 6, page 27.***

For best results allow sufficient time for staging exhibits. Don't forget plates/dishes for fruit, vegetables, cakes etc, and plastic bags, not cling film.

All exhibits are to remain in place until after the Prize giving.

Prize Money (children only) will be paid after 3.30pm.

All trophies to be handed back after Prize Giving for engraving.

IFHS 2022 Garden Competition

All gardens and commercial properties visible from the road in the Parishes of Ingatestone and Fryerning are eligible* for this competition.

A 'short list' is selected in June and all those on the list are advised before the judge visits in early July. Gardens are assessed according to the overall design, range of colour and on the visible amount of work the owner has contributed.

There are three categories:

- A Traditional (larger) Front Garden
- A Small Garden of courtyard proportions or one incorporating hard standing for vehicles
- Commercial properties


The results will be announced at the Summer Show. First prize winner in the Large Garden category will be awarded the Ronald Flack Memorial Trophy . First prize in the Small Garden category will be awarded a £10 National Garden Gift Voucher.

Runners up in each category will receive a certificate.

First prize in Commercial properties will be awarded a certificate.

*(*Winners in 2 previous years are not eligible in current year)*

Anyone can nominate gardens to be considered – please contact Committee Member Helen Gillings – Tel:01277 353562.



Summer Show Schedule 2022

Saturday 16th July

Prizes will be presented at 5pm

JUDGES:

Horticulture: John Wild, Clive Emberson
Soft Handicraft : tba
Hard Handicraft: tba
Domestic: tba

Art: tba
Floral Art: tba
Handwriting: tba
Photography: tba

A NEW EXHIBITOR or NOVICE is welcome to enter every class.
 Please mark your entry form with an 'N' in the class box. The John Ray trophy will be awarded to the new exhibitor with the most points.
 A new exhibitor is one who has not previously won a first prize in either Horticulture, Domestic or Handicraft classes in any of our Horticultural Shows.

SCHEDULE OF CLASSES

HORTICULTURAL CLASSES

Lord Petre Challenge Cup: R.H.S. Banksian Medal

The RHS Banksian Medal is awarded to the highest number of place points in the whole of the Horticultural classes in the show.

Winner of the Banksian Medal in 2021 is not eligible in 2022.

Nora Pinnock memorial Trophy for the Best Exhibit in classes 1-34

Society £10 voucher for the highest points, excluding trophy winners.

Flowers

Christy Memorial Perpetual Challenge Cup

Class		Points		
1	Flowers raised from seed in the last 12 months, one vase, one kind only, not sweet peas	4	3	2
2	Clematis, one or more varieties, three stems	4	3	2
3	Herbaceous Perennials, one vase, one kind only.....	4	3	2
4	Herbaceous Perennials, one vase, more than one kind	4	3	2
5	Flowering Shrubs or Trees, one vase, one kind	4	3	2
6	Flowering Shrubs or Trees, one vase, more than one kind	4	3	2
7	Mixed Garden Flowers, one vase, not less than three kinds	4	3	2
8	Dahlias, one or more varieties	4	3	2
9	Any shades of one colour flower, one vase, more than one kind.	4	3	2

Roses

Fieldgate Silver Challenge Cup Skingley Medal for Best Rose Bloom

21	One Specimen Bloom, not miniature	4	3	2
23	Three Specimen Blooms, not miniature, one vase two or more varieties	4	3	2
24	Three stems Cluster-flowered Roses, any type grown and shown as cluster, one vase, one or more varieties	4	3	2
25	Three stems Miniature Roses, all one variety	4	3	2

Sweet Peas

Christy Memorial Trophy

31	Four stems, one vase, more than one variety	4	3	2
32	Four stems, one vase, one variety only	4	3	2
33	Eight stems, one vase, more than one variety	4	3	2
34	Two stems each of three distinct varieties, one vase	5	4	3

Pot Plants

Sidgwick Silver Challenge Cup

Plants must not have won prizes **at any** of the Society's previous shows

43	Pot of Hostas, any variety, any number	4	3	2
44	One Fuchsia.....	4	3	2
45	Any other pot plant in flower, one plant only	4	3	2
46	Any pot of Cactus or Succulent.....	4	3	2
47	Any other pot plant grown for Foliage.....	4	3	2
49	One Mixed Planted Container.....	6	5	4

Fruit

Perpetual Silver Trophy

51	Blackcurrants, one plate, twelve strigs (bunches), one variety.....	4	3	2
52	Red or white currants, one plate, twelve strigs, one variety.....	4	3	2
53	Gooseberries, one plate, twelve fruits, one variety.....	4	3	2
54	Raspberries, one plate, twelve fruits, one variety.....	4	3	2
55	*Any other kind of fruit, one plate, one variety.....	4	3	2
56	Collection of soft fruits, three distinct kinds, six fruits, strigs or bunches of each.....	6	5	4

***See list on page 36**

Vegetables

*Norton Disney Challenge Trophy
Society £10 voucher for the runner up
Peter Baggot Memorial Trophy class 76*

61	Lettuces, two, of one variety	4	3	2
62	French Beans, six pods.....	4	3	2
63	Mange-tout or Sugar Snap Peas, six pods of one variety.....	4	3	2
64	Carrots, three.....	4	3	2
65	Broad Beans, six pods.....	4	3	2
66	Cucumbers, two.....	4	3	2
67	Peas, six pods	4	3	2
68	Onions, four, as grown with roots and tops washed.....	4	3	2
69	Beetroot, three.....	4	3	2
70	Potatoes, white, four	4	3	2
71	Potatoes, coloured, four	4	3	2
72	Rhubarb, four sticks	4	3	2
73	Courgettes, three	4	3	2
74	Tomatoes, four, one variety	4	3	2
75	Any other vegetable, not listed in classes 61-74 see list on page 36	4	3	2
76	Collection of vegetables, at least two of three or more kinds, must be displayed in competitors own container	8	6	4

Plant and Produce Stall

(in aid of Society Funds)

Contributions gratefully received on the day.

Please label your plants if possible.



Handicraft Classes

*Georgian Silver Challenge Cup
Jocelyn Need Rose Bowl for Best Exhibit of Handicraft*

Articles must not have been entered in any of the Society's previous shows

101	Hand Knitted article.....	4	3	2
102	Embroidered article.....	4	3	2
103	Cushion, any technique eg. appliqué, patchwork, quilting.....	4	3	2
104	Article of clothing, machine or hand sewn.....	4	3	2
105	Ladybird in any medium, maximum size 30cm overall.....	4	3	2
106	Bag, any material.....	4	3	2
107	Article of Handicraft, any soft material (not knitted).....	4	3	2
108	Article of Handicraft, hard material eg. pottery, woodwork.....	4	3	2
109	Item of Papercraft	4	3	2
110	Quilt, any technique eg. patchwork or quilting.....	4	3	2
111	*Painting in Water Colours	4	3	2
112	*Painting in any other medium	4	3	2
113	*Photograph of 'Landscape'.....	4	3	2
114	*Photograph 'An Insect or Insects'.....	4	3	2

***Please see notes for Exhibitors on page 40.**

Domestic Classes

Silver Perpetual Trophy

*Society Diplomas for highest points in classes 119-120, 127-135,136, 137-140
Society's Tankard for Best Exhibit in Classes 141 and 142*

119	Honey, home produced, one jar.....	4	3	2
120	Any Fruit Jam, one jar, made in a microwave oven.....	4	3	2
121	Strawberry Jam, new season, one jar.....	4	3	2
122	Raspberry Jam, new season, one jar.....	4	3	2
123	Any other Fruit Jam, one jar.....	4	3	2
124	Marmalade, one jar.....	4	3	2
125	Fruit Jelly, one jar.....	4	3	2
126	Lemon Curd, one jar.....	4	3	2
127	*Ginger Cake.....	10	8	6
128	*Victoria Sandwich, raspberry jam filling, no decoration	10	8	6
129	*Lemon Drizzle Cake.....	10	8	6
130	Flapjacks, plain, four.....	4	3	2
131	**Any cake including a vegetable eg. carrot, beetroot, courgette ...	4	3	2
132	Gluten- free cake.....	4	3	2
133	Coconut Ice, four pieces.....	4	3	2
134	Fruit Scones, four pieces.....	4	3	2
135	Vegan meringue, any flavour, four pieces	4	3	2
136	MEN ONLY Chocolate Brownies, four pieces.....	4	3	2

(PTO)

137	Chutney or Pickle, one jar.....	4	3	2
138	*Cheese Scones, four.....	10	8	6
139	Sausage Rolls, four, can be traditional, vegetarian or vegan.....	4	3	2
140	Hand-made Bread Rolls, four.....	4	3	2
141	Home-made Wine, Liqueur or Cordial, in a clear glass bottle.....	4	3	2
142	Home-made Flavoured Gin, in a clear glass bottle.....	4	3	2

***Recipes below and on next page**

****please label**

Please note:

*As baking tin dimensions vary according to the brand and material from which they are made **sizes should be as close as possible to those stated in the recipe.***

Refer to notes on page 40.

Ginger Cake: class 127

225g plain flour	110g butter
60g sugar	175g black treacle
1 level tsp bicarbonate of soda	60g golden syrup
1 tsp ground mixed spice	scant 150ml milk
2 tsp ground ginger	1 egg

Pre-heat the oven to gas mark 2, 300°F, 150°C. Grease and line a 7" / 18cm square tin. Sift the dry ingredients into a large mixing bowl. Put butter, black treacle and golden syrup into a saucepan and heat until the butter melts, then cool and add to dry ingredients. Warm the milk in the saucepan to ensure none of treacle mixture is wasted. Pour into the mixing bowl and beat thoroughly. Lastly beat in the egg. Pour the mixture into the tin and bake in the centre of the oven for approximately 1½ hours. When done, allow to cool in the tin for 10 minutes before turning out onto a cooling rack. Store in an airtight tin for several days before cutting to allow the flavour to mature.

Victoria Sandwich: Class128

Three medium eggs

Weigh the eggs in their shells. Use this weight of butter, castor sugar and self-raising flour

1 tsp baking power

Some hot water, if necessary

Raspberry jam

Grease and line two 7 inch (18cm) sandwich tins. Preheat the oven to gas mark 3, 325°F, 170°C.

Cream together the sugar and butter to a pale fluffy mixture that drops from the spoon easily. Beat the eggs together thoroughly and then add, a little at a time to the sugar and butter mixture, beating the mixture well each time more egg is added. Add the baking powder to the flour and sift into the mixture. Fold in, using a metal spoon. You should have a soft dropping consistency. If necessary, loosen the mixture with a little hot water. Divide the mixture equally between the two tins and bake in the centre of the oven for 25 – 30 minutes. A skewer inserted into the middle of the cake should come out clean. Allow to cool in the tin for 1-2 minutes, then turn out and leave to cool completely on a wire rack. When cool, sandwich together with raspberry jam. Do not decorate or dress with sugar.

Lemon Drizzle Cake: Class 129

110g soft margarine	2 large eggs
175g caster sugar	4 tbsp. milk
175g self-raising flour	zest of 1 lemon

For the topping: 3 rounded tbsp icing sugar, juice of 1 lemon

Grease and line a 2lb loaf tin. Pre-heat the oven to 175°C, gas mark 4, 350°F
Cream the margarine and sugar. Add eggs, sifted flour, lemon zest and milk. Mix well.
Place in tin, smooth top and bake for 40 – 45 minutes, until firm.
Mix sifted icing sugar with the lemon juice and pour over the cake as soon as it comes out of the oven. Leave to cool in the tin.

Ena's Cheese Scones: Class 138

225g self-raising flour	55g margarine
Pinch of salt	75g finely grated cheese
1 rounded tsp. baking powder	6 -7 tablespoons milk
½ level teaspoon mustard powder	milk or egg to glaze

Preheat the oven to 220°C, 425°F, gas mark 7.
Sieve all the dry ingredients together. Rub in the margarine to a breadcrumb consistency.
Stir in the grated cheese and mix with sufficient milk to form a soft but not sticky dough.
Knead lightly on a floured board and roll out to approximately ¾ inch / 2cm thick.
Cut with a plain round cutter, brush the tops with milk or beaten egg. A little extra grated cheese may be used for decoration, then bake for 12 – 15 minutes, until well risen and golden on top. Cool on a wire rack.

For Children's Classes

This recipe is only a suggestion – if you have your own feel free to use it.

Salt Dough

1 cup of plain flour
½ cup of salt
½ cup water

Put the flour and salt into a mixing bowl. Slowly add the water. You may not need it all. Mix to soft but dry dough. Knead the dough until it is smooth, then use as required. Store in a plastic bag or cling film in the fridge to keep it fresh and stop it drying out. Once you have made your models, dry them in a low oven for *3 hours, taking care that they don't brown or microwave for a total of about *3 minutes. After 2 minutes microwave for 10 seconds at a time until you judge they are done. When cool they can be painted.

*Timings will vary depending on the thickness of the dough, how wet /dry it is. Ovens and Microwaves also vary so try it out a few times before the show to avoid disappointment.

Handwriting Classes: 171, 181

Ladybird, ladybird, fly away home.

Your house is on fire and your children are gone.

All except one and that's little Ann

And she crept under the frying pan.



Children's Classes

Edwina Lamb Trophy for Most Artistic Picture
Kari Best Trophy for Children's Handicraft
Jack and Doris Nichols Cup for Children's Horticulture

ALL FLOWERS TO BE ARRANGED BY THE CHILDREN THEMSELVES AND EXHIBITED IN THE VASES SUPPLIED unless stated otherwise.

In the **Handwriting classes** it is essential that the **name** should **not** appear on the exhibit.

To help the Judges, children are asked to note their age on all exhibits. Articles must not have been entered in any of the society's previous shows.

Children aged 5 and under – Certificate of Merit for all Entries

161	Salt dough model of an Animal	10	8	6
162	Collage picture a 'Ladybird' on A4 paper.....	10	8	6
163	Painting the Queen, on A3 paper.....	10	8	6

Children aged 7 and under – Holland Cup

Previous year's winner not eligible in current year

169	Vase of mixed flowers and foliage, in society's vase.....	10	8	6
170	Runner Bean, grown by exhibitor, see page 22	10	8	6
171	*Specimen of Handwriting, 'Ladybird, ladybird', A4.....	10	8	6
172	A decorated paper plate	10	8	6
173	A card for the Queen's 70 th Jubilee	10	8	6
174	Model of an Animal in any material.....	10	8	6
175	Collage, a 'Ladybird' on A4 paper.....	10	8	6
176	Painting of the Queen on A3 paper.....	10	8	6

* see above

Children aged 9 and under -*Edwina Lamb Challenge Cup*

Previous year's winner not eligible in current year

179	Vase of mixed flowers and foliage, in society's vase.....	10	8	6
180	Runner Bean, grown by exhibitor, see page 22.....	10	8	6
181	*Specimen of Handwriting, 'Ladybird,ladybird', A4.....	10	8	6
182	Article of hard material, eg wood, plastic, pottery, metal, not Lego	10	8	6
183	A decorated paper plate	10	8	6
184	A card for the Queen's 70 th Jubilee.....	10	8	6
185	Landscape drawing, any medium, A4	10	8	6
186	Model of an Animal in any material	10	8	6
187	Painting of the Queen on A3 paper.....	10	8	6

*See page 20



Children aged 12 and under – *Carina Moss Cup*

Previous year's winner not eligible in current year

190	Floral arrangement in a mug	10	8	6
191	Any Verse, handwritten, on A4 plain paper.....	10	8	6
192	Runner Bean, grown by the exhibitor (see page 20).....	10	8	6
193	Article of hard material, eg wood, metal, plastic, pottery, not Lego .	10	8	6
194	Ladybird made from soft material, eg felt, binka, wool.....	10	8	6
195	A card for the Queen's 70 th Jubilee,	10	8	6
196	Painting of the Queen, on A3 paper.....	10	8	6
197	A decorated paper plate	10	8	6
198	A close observational drawing of a natural object, any medium, A4..	10	8	6
199	Photograph 'A Vehicle', see note below.....	10	8	6

Young Person's aged 13 to 18 years – *Lady Jarratt Silver Challenge Cup*

Previous winner not eligible in current year

205	Floral arrangement, in a mug	10	8	6
206	A close observational drawing of a natural object, any medium, A4	10	8	6
207	Photograph 'A Vehicle', see note below.....	10	8	6
208	Homemade biscuits, any flavour, any shape.....	10	8	6

Note: Photographs should be no larger than A4 (30cm x 21cm) and may be mounted or framed if desired.

Growing a Runner Bean: Classes 170, 180, 192

Start approximately two weeks before the Summer Show.





Line a fairly tall jam jar with blotting paper or several layers of kitchen towel. Lay some cotton wool or crumpled kitchen towel in the bottom of the jar and pour in a little water, so that the paper becomes damp. Position a runner bean seed halfway down the jar, between the paper and the glass.

Make a note of the date you start. Inspect the bean every day and note when the root appears. This will be first, followed by the shoot. Record the growth of both the root and the shoot, noting down the size of each and when the leaves appear. Keep the paper moist by adding water regularly. If the shoot becomes very tall you can support it with a small cane.

Bring both the bean in its jar and your record sheet to the show.
Do not put your name on the front of your record sheet or on the jar.

As beans vary in their growth it is a good idea to grow more than one so that you can choose the best to enter in the show.

Vintage Car Display



SUMMER SHOW ADULT ENTRY FORM

Entry form should be completed on both sides and placed in a sealed envelope, with the appropriate fees, and placed in the box in the Community Club foyer, no later than 8pm on Wednesday 13th July 2022.

I / We have read the Rules and agree to abide by them.

Name /s: (Block Capitals)

Signature /s

Address:

Tel. No.:

Email:

If competing as a NEW EXHIBITOR or NOVICE in any class, please complete the following section:

I satisfy the conditions for competing as a novice.

Signed Date.....

SUMMER SHOW ADULT ENTRY FORM

Entry form should be completed on both sides and placed in a sealed envelope, with the appropriate fees, and placed in the box in the Community Club foyer, no later than 8pm on Wednesday 13th July 2022.

I / We have read the Rules and agree to abide by them.

Name /s: (Block Capitals)

Signature /s

Address:

Tel. No.:

Email:

If competing as a NEW EXHIBITOR or NOVICE in any class, please complete the following section:

I satisfy the conditions for competing as a novice.

Signed Date.....

SUMMER SHOW ADULT ENTRY FORM

No Entry Fee

Circle the number of the class for which entry is intended.

Write 'N' if entering the class as a Novice.

1	2	3	4	5	6	7	8	9			
21		23	24	25		31	32	33	34		
	43	44	45	46	47		49			51	52
53	54	55	56		61	62	63	64	65	66	67
68	69	70	71	72	73	74	75	76			
101	102	103	104	105	106	107	108	109	110	111	112
113	114		119	120	121	122	123	124	125	126	127
128	129	130	131	132	133	134	135	136	137	138	139
140	141	142									

SUMMER SHOW ADULT ENTRY FORM

No Entry Fee

Circle the number of the class for which entry is intended.

Write 'N' if entering the class as a Novice

1	2	3	4	5	6	7	8	9			
21		23	24	25		31	32	33	34		
	43	44	45	46	47		49			51	52
53	54	55	56		61	62	63	64	65	66	67
68	69	70	71	72	73	74	75	76			
101	102	103	104	105	106	107	108	109	110	111	112
113	114		119	120	121	122	123	124	125	126	127
128	129	130	131	132	133	134	135	136	137	138	139
140	141	142									

SUMMER SHOW: CHILDREN'S ENTRY FORM (one form per child)
Complete both sides and place in the box in the Community Club foyer by
8pm on Monday 11th July 2022

I have read the Rules and agree to abide by them

Name (Block Capitals)

Signature Age

Address

Reminder: to assist the judges, children are asked to note their age visibly on all exhibits.

.....cut here

SUMMER SHOW: CHILDREN'S ENTRY FORM (one form per child)
Complete both sides and place in the box in the Community Club foyer by
8pm on Monday 11th July 2022

I have read the Rules and agree to abide by them

Name (Block Capitals)

Signature Age

Address

Reminder: to assist the judges, children are asked to note their age visibly on all exhibits.

.....cut here

SUMMER SHOW: CHILDREN'S ENTRY FORM (one form per child)
Complete both sides and place in the box in the Community Club foyer by
8pm on Monday 11th July 2022

I have read the Rules and agree to abide by them

Name (Block Capitals)

Signature Age

Address

Reminder: to assist the judges, children are asked to note their age visibly on all exhibits.

CHILDREN'S ENTRY FORM: NO ENTRY FEE

Circle the class numbers you are entering, one entry per class.

161	162	163	169	170	171	172	173	174	175	176
		179	180	181	182	183	184	185	186	187
			190	191	192	193	194	195	196	197
198	199					205	206	207	208	

CHILDREN'S ENTRY FORM: NO ENTRY FEE

Circle the class numbers you are entering, one entry per class.

161	162	163	169	170	171	172	173	174	175	176
		179	180	181	182	183	184	185	186	187
			190	191	192	193	194	195	196	197
198	199					205	206	207	208	

CHILDREN'S ENTRY FORM: NO ENTRY FEE

Circle the class numbers you are entering, one entry per class.

161	162	163	169	170	171	172	173	174	175	176
		179	180	181	182	183	184	185	186	187
			190	191	192	193	194	195	196	197
198	199					205	206	207	208	

RULES FOR EXHIBITION AT THE SUMMER SHOW

1. **Acceptance of entries:** the Committee reserves the right to refuse any entry and, in the event of such a refusal, it is not required to give any reason or explanation.
2. **Exhibits must be the property of the exhibitor:** all exhibits in competition must be the property of the person in whose name they are entered, and must have been grown from seed or been in his / her possession or cared for by him / her for at least **three months** before the show. In class 49 only, exhibits must be the property of the exhibitor and have been in his / her possession for no less than **two months** before the show. The Committee reserves the right to examine the garden, glass house or allotment of any exhibitor, either before or after the show. Flowers in classes 169, 179, 190 and 205 need not have been grown by the exhibitor.
3. **Number of entries per household:** two or more persons may not exhibit separately in any one class from the same garden, glass house or allotment. If members of a household wish to share the credit / prizes the exhibit should be entered in joint names.
4. **Multiple entries:** no exhibitor may enter more than one exhibit in any one class.
5. **Procedure for submitting entries:** exhibitors must give notice of the classes in which they intend to compete on the official form provided in the Handbook by the dates shown on the entry form. **A late entry fee of 50p** will be made on all entries received after the closing deadline.
6. **Staging entries:** entry cards may be collected from 8.00am from the Secretary's tent on the Showground. These cards must be placed in front of their respective exhibits in the correct classes with the side showing the entrant's name and address downwards. All exhibits of flowers must be staged in the vases provided unless otherwise stated and the arrangement completed before staging on the show bench. All stems must reach the water in the vase and all vases must contain water, not just damp oasis.
 - **No late entries will be accepted after 9.15am and NO EXHIBITS will be accepted or staged on the day of the show after 9.45am.**
 - **All exhibits must be ready by 10am when the tent will be closed for judging.**
 - **All exhibitors must leave the tent during judging.**
 - **No exhibits may be touched by the Exhibitors until the time for their removal which is after the prize giving.**
 - **The tent will be closed during the presentation of awards, no exhibits may be removed during that time.**

Exhibitors must remove all exhibits and empty and return all vases when the tent is opened after prize giving.

7. **Constitution of an exhibit:** where a number or quantity of plants, flowers, fruit or vegetables is specified for any class **ANY EXCESS OR DEFICIENCY IN NUMBER**

DISQUALIFIES THE EXHIBIT. If any excess or deficiency is noticed before judging takes place, the steward or the secretary may give the exhibitor (if at hand) an opportunity to correct the mistake or correct it himself. Judges may not correct any error but they may bring it to the attention of a steward or the secretary for correction if possible. Fruit and vegetable exhibits, unless otherwise stated, must consist of **one variety only**.

8. **Prizes:** The number of points awarded for 1st, 2nd and 3rd prizes is indicated against each class in the Schedule. Each competitor's points are added towards a trophy or diploma. In the event of a tie, the relevant award will be presented to the competitor who secures the greatest number of 1st prizes in the section concerned.

9. **IN THE SUMMER SHOW, IN CHILDREN'S CLASSES ONLY, EACH POINT REPRESENTS 10p IN PRIZE MONEY.** All prize money will be paid out during the afternoon of the show after 3.30pm. Other than specified, no prize money is awarded in adult classes.

10. **Prizes may be withheld** or modified if the exhibits are considered unworthy of the prize offered.

11. **Decisions:** The decision of the judges on all points relative to the merits of exhibits, and that of the Committee as to the interpretation of the Schedule rules is final. Any protest must be made in writing and delivered to the Secretary on the day of the show.

12. **Liability for loss:** all exhibits, personal property, etc., shall be at the risk of the exhibitors and the Society and Committee shall not be liable for compensation for loss or damage from any cause whatsoever. Should a show for any cause not be held, or the date changed, no exhibitor shall have a claim on the Society.

13. **Entries will be judged** in accordance with guidelines in the RHS Horticultural Show Handbook 2016. This Handbook is held by the Competition Secretary.

14. **Eligibility of exhibitors:** on all questions regarding the eligibility of an exhibitor the decision of the Committee is final.

Exhibitors should also refer to the guidance notes on pages 37 to 40

IFHS Social Evening and Talk by Tom Hart Dyke

Plant Hunter, Horticulturist, and Gardening TV Presenter

Join us for an evening buffet on
September 23rd at 8pm
Ingatestone Community Club

From Captivity to a Castle



In the year 2000 Tom Hart Dyke was on a plant hunting expedition in the Columbian jungle when he was kidnapped by guerrillas who told him he would die. While waiting for the inevitable during nine months captivity, he mentally planned a world garden for his ancestral home, Lullingstone Castle in Kent. Come and hear the story of his capture and how he came from disaster to a garden that is enjoyed by thousands of visitors every year. Hear about his subsequent, less traumatic plant hunting adventures, seeking plants for his World Garden.

Tickets (price to advised nearer the date) **will be on sale at Box Office, Gallivant Travel from June 2022**

The Community Club has a bar where drinks can be purchased.

Autumn Show Schedule 2022

Saturday 17th September

Community Club, Ingatestone

4 – 6pm

Prizes will be presented at 5.30pm by tbc

Judge: Tony Rogers

A NEW EXHIBITOR or NOVICE is welcome to enter every class. Please mark your entry form with an 'N' in the class box as there will be a diploma awarded to the new exhibitor with the most points. A new exhibitor is one who has not previously won first prize in either Horticulture, Domestic or Handicraft in any of our horticultural shows.

SCHEDULE OF CLASSES HORTICULTURAL CLASSES

Skingley Medal for Best Exhibit in Show
Two £5 prizes for Highest Points excluding Trophy winners

(In classes 301 – 338 the number of flowers or stems stated should be exhibited in one vase)

Roses

P. J. Davy Perpetual Challenge Cup
A. W. D. Nicholls Memorial Cup for Best Bloom

Class		Points		
301	One Specimen Bloom, not miniature.....	4	3	2
302	One Rose, to be judged on scent alone.....	4	3	2
303	Three Specimen Blooms, any one variety	4	3	2
304	Three stems Cluster-Flowered Roses (any type grown and shown as cluster) one or more varieties.....	4	3	2

Dahlias

Beresford Kneller Trophy

(Dahlias in classes 321 – 323 & 327 should be decorative, cactus or semi- cactus)

321	Medium, one bloom, 150mm – 200mm diameter.....	4	3	2
322	Small, one bloom, 100mm – 150mm diameter	4	3	2
323	Miniature, one bloom, not to exceed 100mm	4	3	2
324	One bloom, ball 50mm-150mm, or pompon less than 75mm.....	4	3	2
325	Three Dahlias of the same variety, any size.....	4	3	2
326	Three Dahlias, two or three varieties, any size	4	3	2
327	Any Dahlia not included in the above classes, one bloom	4	3	2

Flowers

A.Pudney Perpetual Cup

331	Fuchsia, one specimen bloom, to be staged in competitor's own plain, colourless glass	4	3	2
332	Flowers grown from seed in the current year, one kind only	4	3	2
334	Hydrangea, one stem, any variety	4	3	2
335	Herbaceous Perennial, one kind, not Dahlias	4	3	2
336	Herbaceous Perennial, more than one kind, not Dahlias	4	3	2
337	Vase of Mixed Garden Flowers, not less than three kinds	4	3	2
338	Vase of Autumnal Foliage and / or fruits and berries	4	3	2

Pot Plants

H.J. Loker Perpetual Cup

(Plants must not have won prizes at any of the Society's other shows)

342	Any Pot Plant grown for flowers or foliage	4	3	2
343	One Pot of Cactus.....	4	3	2
344	One Pot of Succulent	4	3	2
345	Pot grown Vegetable, shown in pot	4	3	2

Fruit

J. Roper Perpetual Challenge Cup

351	Apples, Dessert, one variety, dish of four	4	3	2
352	Apples, Culinary, one variety, dish of four.....	4	3	2
353	Pears, Dessert or Culinary, one variety, dish of four	4	3	2
355	*Any other kind of fruit	4	3	2


***See list on page 36**



Vegetables

J. Miles Perpetual Challenge Cup

361	Potatoes, one variety, four	4	3	2
362	Carrots, one variety, three	4	3	2
363	Onions, one variety, four	4	3	2
364	Runner beans, one variety, six pods	4	3	2
365	French Beans, one variety, six pods.....	4	3	2
367	Pumpkin, one	4	3	2
368	Beetroot, one variety, three	4	3	2
369	Courgettes, one variety, three	4	3	2
370	Tomatoes, small or cherry variety, dish of four, max 35mm diam....	4	3	2
371	Tomatoes, any other variety, dish of four	4	3	2
372	A Truss of Tomatoes, (do not all need to be ripe)	4	3	2
373	Edible Squashes, one variety, two	4	3	2
374	Peppers, chilli, one variety, six	4	3	2
375	Peppers, sweet, one variety, three	4	3	2
376	Any other vegetable, not listed above, see List on page 36	4	3	2



AUTUMN SHOW ENTRY FORM

(complete both sides of form)

Completed form to be placed in the box in the Community Club foyer no later than 8pm on Wednesday 14th September 2022

I / We have read the rules (see page 35) and agree to abide by them.

Name /s:

Signed:

Address:

Tel. No. (adults only)

Email:

If competing as a NEW EXHIBITOR or NOVICE in any class, please complete the following section:

I satisfy the conditions for competing as a novice.

Signed Date.....

AUTUMN SHOW ENTRY FORM

(complete both sides of form)

Completed form to be placed in the box in the Community Club foyer no later than 8pm on Wednesday 14th September 2022

I / We have read the rules (see page 35) and agree to abide by them.

Name /s:

Signed:

Address:

Tel. No. (adults only)

Email:

If competing as a NEW EXHIBITOR or NOVICE in any class, please complete the following section:

I satisfy the conditions for competing as a novice.

Signed Date.....

AUTUMN SHOW ENTRY FORM

Circle the class for which entries are intended.

If entering as a Novice write 'N' in the relevant square.

If you are making more than one entry in a class, state the number of entries in the TOP LEFT CORNER of the relevant square.

301	302	303	304		321	322	323	324	325	326
327		331	332		334	335	336	337	338	
	342	343	344	345		351	352	353		355
361	362	363	364	365		367	368	369	370	371
372	373	374	375	376						

AUTUMN SHOW ENTRY FORM

Circle the class for which entries are intended.

If entering as a Novice write 'N' in the relevant square.

If you are making more than one entry in a class, state the number of entries in the TOP LEFT CORNER of the relevant square.

301	302	303	304		321	322	323	324	325	326
327		331	332		334	335	336	337	338	
	342	343	344	345		351	352	353		355
361	362	363	364	365		367	368	369	370	371
372	373	374	375	376						

RULES FOR EXHIBITION AT THE AUTUMN SHOW

The Rules for the Summer Show numbered 1, 2, 3, 5, 7, 8, 10, 11, 12, 13 and 14 also apply to this Show.

Additional Specific Rules for the Autumn are as follows:

4-AS Two entries per class are allowed for this show, only the prize with the highest points will be added to that competitor's trophy points.

6-AS Staging entries: entry cards should be collected from the Secretary's table in the Club Hall between 1pm and 2.15pm on the afternoon of the Show. These cards must be placed in front of their respective exhibits in the correct classes with the side showing the entrant's name and address downwards. All exhibits of flowers must be staged in the vases provided unless stated otherwise and all arrangements completed before staging on the show bench. All stems must reach the water and all vases must contain water, not just damp oasis.

No late entries will be accepted after 2pm. Everything must be ready for the judges by 2.30pm when the hall will be closed for judging. No exhibit may be removed until after prize giving then exhibitors must remove all exhibits and return all vases..

Exhibitors should also refer to the guidance notes on pages 37 - 40.



Any Other Vegetable – Number of specimens required
Applies to Summer Show Class 75 and Autumn Show Class 376

Artichoke, globe	2	Onions, green salad	6
Artichoke, Jerusalem	6	Oriental Brassicas, flower stalks	6
Asparagus	6	Oriental Brassicas, heading types	2
Asparagus peas, pod	6	Oriental Brassicas, loose leaved	2
Aubergines	2	Parsnips	3
Beans, broad, pods	6	Peas, pods	6
		Peas, mange-tout, sugar snap	6
Beans, runner, pods	6	Peppers, hot (chilli)	6
Broccoli, coloured-headed	2	Peppers, sweet	3
Broccoli, sprouting (shoots)	6	Pumpkin	1
Brussels Sprouts	6	Radish, oriental, winter	3
Cabbages, Chinese	2	Radish, small, salad	6
Cabbages, green, red, Savoy	2	Rhubarb	4
Calabrese heads	2	Salsify	2
Cauliflower	2	Scorzonera	2
Celery	2	Shallots	6
Celeriac	2	Spinach, beet and chard leaves	6
Cucumbers	2	Spinach, New Zealand, tips	6
Fennel, Florence	2	Squash, summer	2
Garlic	3	Squash, winter	2
Kale, leaves	6	Swedes	2
Kohlrabi	3	Sweetcorn	2
Leeks	3	Turnips	3
Lettuces, all types	2		
Marrows	2		

Any Other Fruit – Number of Specimens required
Applies to Summer Show class 55 and Autumn Show Class 355

Apricots	4	Lemons, other Citrus	2
Blackberries	12	Melon	1
Blueberries	20	Mulberries	12
Cherries	12	Nectarines or Peaches, each type	4
Damsons	6	Plums	4
Figs	3	Quinces	3
Grapes, bunch	1	Raspberries	12
Greengages	4	Strawberries	8
Hybrid cane fruit eg. Logan berry	12	Strawberries, alpine	12
Jostaberries, strigs	12	Worcesterberries, strigs	12

NOTES FOR EXHIBITORS

*These notes should be used in conjunction with the **RULES FOR EXHIBITION**.
If you have any queries please contact the Competition Secretary.*

The words “**KIND**” and “**VARIETY**” are used in the following sense: Roses, Sweet Peas and Dahlias are KINDS of flower; Crimson Glory, Ena Harkness and Peace are VARIETIES or CULTIVARS of Roses.

PREPARATION and PRESENTATION of produce at shows:

All exhibits should be staged as attractively as possible in accordance with the rules and the schedule. If the judging is close, arrangement may be the deciding factor. Always take a few extra specimens to the show in case of accident and before leaving the show bench check the correct number have been staged so that your exhibit is not marked ‘NAS’ (Not According to Schedule).

PLANT LABELS:

The interest in a show is much enhanced if plant material is labelled with both kind and variety. Labels should be clearly written on cards measuring approx. 5cm x 7.5 cm in size, a supply of which will be available on the day of the show.

FLOWERS:

- Floral exhibits are judged on condition, uniformity, and attractiveness of presentation. Material should be fresh and free from damage and disease. The specimens in an exhibit should be alike in age, size and form. They should be arranged to display their merits to best advantage.
- Any type of flower grown from seed in the last twelve months can be exhibited in the appropriate classes; this includes perennials.
- All vases must contain sufficient water to last for the duration of the show. Exhibitors must provide their own plant support material (oasis, paper) for the regulation vases which are supplied by the society.
- Material for a show is best cut in the evening or early morning when flowers and foliage are cool. The cut stems should be stood in deep water. It is advantageous to leave them overnight in a cool place from which light is mostly excluded to prevent the stems curving towards the light. Exhibits are judged on their appearance at the time of judging.

ROSES: Any type of modern rose can be exhibited in any class.

POT PLANTS:

- Pots or containers should be clean and undamaged. Where staking, tying or wiring is necessary, it should be done neatly and not detract from the appearance of the plant. Plants should be clean, healthy and unblemished.
- Plants with brightly coloured bracts are considered to be flowering plants for show purposes, eg. Bougainvillea, Beloperone.
- Cuttings, bulbs, tubers or corms normally grown more than one to a pot to give a full appearance, eg. Tradescantia, Achimenes or Freesia, are admissible as “one plant” even though there is more than one plant in the container.

- If a plant grown for foliage is in flower at the time of the show, it may still be entered in the foliage class, where no account will be taken of the flowers. If the flowers merit it, the same plant may alternatively be entered in a flowering pot plant class.
- Ferns, Bromeliads, Orchids and similar epiphytic plants may be shown attached to a piece of bark or wood instead of in pots.

HANGING BASKETS and CONTAINERS:

Plants should be closely grouped and overflow the edge of the container. Flowers and foliage should be co-ordinated, healthy, well developed and attractively arranged. The use of one colour or a single type of plant is permissible and the plants should be well grown and attractively presented. Containers may contain fruits and vegetables.

FRUIT:

The specimens composing an entry should be uniform in size, condition, form and colour, of **one variety/cultivar only** and all with stalks intact. Handle all fruits as little as possible and by their stalks where possible to preserve their natural bloom. Use scissors rather than fingers to remove soft fruits. Pick more than necessary so that reserves are available when staging. Where possible, specimens should be arranged on a dish or plate. Judges may cut fruit.

Apples: should not be polished and should be staged with stalk end downwards.

Berries: best exhibited placed in lines so they can be easily counted. Stalks and calyces should be fresh and all point one way.

Currants: the strigs should be intact and laid roughly parallel, the bottom of the strigs to the front of the plate.

Grapes: should be shown as a complete bunch, with a piece of lateral shoot on either side of the stalk to form a T-handle.

Jostaberries, Worcesterberries and Blueberries: should be laid roughly parallel where possible.

Melons: should be shown with a T-handle, as for grapes.

Pears, Quinces and Figs: best arranged around the perimeter of the plate with the stalks facing towards the centre. Figs with signs of splitting can be exhibited as this is a sign of ripeness.

Plums, Cherries and similar shaped fruits: best laid out in lines across the plate. The bloom should not be disturbed and stalks should be intact. Gages with signs of slight shrivelling can be exhibited as this is a sign of ripeness.

HERBS: should be shown **not** in flower. Lavender is not a herb.

VEGETABLES:

- The specimens composing an entry should be uniform in size, condition, form and colour, and of **one variety/cultivar only**.
- Where necessary, vegetables should be carefully washed to remove soil. In no circumstances should substances be applied to enhance their appearance. Wash with a soft cloth and plenty of water; brushing will damage the skin. On other kinds retain the natural bloom wherever possible. Water all vegetables before harvesting and handle carefully during preparation.
- Stage as attractively as possible on dishes, plates or directly on the table in a wheel formation eg peas; in a row eg runner beans; or in a pyramid eg carrots.
- Exhibitors should be aware that certain root vegetables may be cut by the judge.

Beetroot: select roots of even size; for globe beetroot, for long beetroot; and for cylindrical roots. Small side shoots should be removed. Take care in washing as all marks will show up clearly after a few hours. Trim foliage to approx. 75mm

Beans, broad, French and runner: cut all pods from the vine using scissors and ensure each pod has a portion of stalk. Stage on a dish or plate or directly in the bench; stalks at one end. In the class for French beans, a climbing or dwarf variety may be exhibited.

Judges will determine freshness by snapping or opening a pod.

Cabbages: clean, fresh, solid heads of equal size, with a good waxy bloom and free of pest damage. Remove the minimum of outer discoloured leaves. Stage with approx. 75mm of stalk remaining, heads to the front.

Carrots: firm, fresh, blemish free specimens of good colour and uniformity without discolouration at the top. Cut off foliage to approx. 75mm.

Cauliflowers, Calabrese and Broccoli: stage with approx. 75mm of stalk remaining. Just prior to staging trim back leaves to match the level of the outside of the curd.

Courgettes: young, tender, shapely fruits approx. 150mm in length and 25- 35mm in diameter, or in the case of round cultivars approx. 75mm in diameter. Stage with or without the flowers still adhering.

Cucumbers: should be well matched, straight and of a good, fresh green colour with 3cm of stalk. It is not necessary that flowers remain attached.

Lettuce: lift with roots intact in evening or early morning. Fresh, uniform heads of attractive colour are essential. Roots should be washed, wrapped in moist tissue, inserted in a plastic bag and neatly tied. Remove only markedly damaged outer leaves, stage on show bench with heads facing front.

Marrows: tender, young, uniform fruits are most desirable, which should be less than 350mm long. Wipe clean and stage directly on the show bench.

Onions avoid soft, stained specimens with thick immature necks. Do not over skin. In the Autumn Show, the tops should be tied or whipped using plain raffia and the roots neatly trimmed back to the basal plate. Onions are often staged on rings or soft collars. Pickling onions must not exceed 30mm in diameter nor should necks be tied or whipped.

Onions, green salad: plants should be staged with foliage and roots attached and well washed.

Oriental Brassicas, heading types: specimens of equal size, fresh, clean and with good bloom. Display with roots intact, well washed, wrapped in moist tissue, inserted in a plastic bag and neatly tied.

Parsnips: should be straight and of a good length, evenly tapered and well developed. Great care should be taken when lifting the roots, as bruising by fingers and scratching by soil particles will show later. Water well before lifting, wash carefully and cut off foliage to approx. 75mm.

Peas: the pods should be uniform in length and in good condition. Judges will open and check pods during their examination. Cut pods from the vine with scissors, retaining 25mm of stalk and handle by this stalk to retain the natural bloom. Holding pods up to a strong light will detect internal damage and reveal the number of peas.

Peppers, sweet and hot (chilli): may be shown immature but fully formed, green, or at the mature or coloured form. The exhibit should be fresh and uniform in colour.

Potatoes: select medium sized specimens, generally between 200g and 250g. Select equally matched tubers with shallow eyes and free from skin blemishes. Wash carefully with a soft sponge in clean water. Stage on a dish or plate with 'rose' end pointing outwards.

Radishes, small salad: fresh, firm, medium-sized, young, tender and brightly coloured specimens. Trim foliage to approx. 30mm.

Rhubarb: trim top foliage off leaving approx. 75mm from start of leaf stalks. Wipe stalks clean and trim off any bud scales at the bottom.

Shallots: should be shown as separate bulbs on dry sand. Tops and roots should be trimmed.

Spinach, Spinach Beet, Chards: large, fresh, thick, undamaged leaves are required with a neatly trimmed stalk. Present in a flat fan shape, overlapping the leaves.

Squashes: blemish free, with stalk attached.

Sweetcorn: cobs of uniform size and fresh green husks should be displayed with approximately one quarter of the grain exposed by pulling down sharply from the tip to the base and removing several husks. The stalks should be trimmed.

Tomatoes: should be ripe, firm, well-shaped and well coloured with the green calyx (stalk) attached. Stage on a plate or dish, calyx uppermost.

Turnips and Swedes: solid, shapely roots with small tap root and no side shoots.

HANDICRAFT:

- If a large item is being entered, eg a quilt or a rug, please indicate on the entry form.
- Entries in classes 111 and 112 should be prepared with cord, ready for hanging.
Signatures on all items should be covered.
- Photographs should measure not more than A4 (30cm x 21cm) mounted and /or framed if desired.

PRESERVES, WINES, CORDIALS, etc:

- Jars and bottles should be clean and unblemished, made of clear glass and free from all commercial/trademarks, whether on the lid, jar or base, otherwise they may be eliminated. A wax disc is not required with a twist top. Vinegar preserves require a lid which is not liable to corrosion; cellophane covers should not be used for pickles or chutney. Lemon curd should be sealed with a wax disc and cellophane cover secured with an elastic band. Preserves need to be filled to within 3mm of the top of the jar. Chutney needs to mature and must be at least 3 months old before showing.
- All jars should be labelled to show the date and type of preserve, with the label affixed towards the bottom of the jar. Labels will be provided, bearing the entrants number which must also be affixed to each of their jars.
- Wines, Liqueurs and Cordials should be exhibited in clear, colourless glass bottles. All wines, cordials etc. should bear a label describing the contents eg. Parsnip Wine - dry, Elderflower Cordial.

BAKING:

- Cakes should be presented on a plate (not paper) with a doily. Bread may be presented on a breadboard or a flat plate. Savouries may be garnished.
- **Packet mixes and ready-made pastry are not allowed.**
- Each domestic exhibit, except those in jars or bottles, must be placed in a large plastic bag. Please do not use cling film as it is hard to replace properly after the judging.
- The temperatures of appliances vary, and it is recommended that new recipes are tried out beforehand.

IFHS PRIZE WINNERS 2021

Please note that due to Covid regulations there was no Spring Show.

SUMMER SHOW 2021

Horticultural Classes

Lord Petre Challenge Cup, Open Horticulture	David Fowle
RHS Banksian Medal – Highest Points in Horticulture Classes	David Fowle
Christy Memorial Perpetual Challenge Cup for Flowers	Janet Collins
Fieldgate Silver Challenge Cup for Roses	Janet Hall
Skingley Medal for Best Rose Bloom	Marion Clarkson
Christy Memorial Trophy for Sweet Peas	John Bassom
Nora Pinnock Memorial Trophy	Janet Hall
Sidgewick Silver Challenge Cup for Pot Plants	Helen Gillings
Perpetual Silver Trophy for Fruit	Emma Tierney
Norton Disney Challenge Trophy for Vegetables	David Fowle
Society Gift Voucher (£10) Runner-Up: Flower Classes	Sarah Duke-Woolley
Society Gift Voucher (£10) Runner-Up: Vegetable Classes	Emma Tierney

Annual Garden Competition

Ronald Flack Memorial Trophy, Best Large Garden.....	Mr & Mrs O'Herlihy
Large Garden Runner-Up	Mrs Rita Sharp
Award for Best Small Garden	Mr & Mrs Wills
Small Garden Runner-Up	Mr& Mrs McNeil

Domestic Classes

Silver Perpetual Trophy for Domestic Classes	Cicely James
Society Diplomas : Preserves	Cicely James
Cakes	Jean Anderson
Savouries	Cicely James
Men Only Class 136	Graham Davies
Society's Tankard: Best Exhibit Classes 141, 142	Christopher Sullivan

Handicrafts

Georgian Silver Challenge Cup, Handicrafts	Sandra Wright
Jocelyn Need Rose Bowl, Best Exhibit, Handicraft	Susan Hart

John Ray Novice Trophy	Susan Hart
-------------------------------------	------------

Junior Classes

Holland Cup, Children aged 7 and under	Chloe Rutherford
Edwina Lamb Challenge Cup, Children aged 9 and under.....	Polly Tarbard
Carina Moss Cup, Children aged 12 and under	Meredith Tarbard
Lady Jarratt Silver Challenge Cup, Children aged 13 – 17	not awarded
Edwina Lamb Trophy for most artistic picture in Children's classes ...	Oscar Madden
Jack & Doris Nichols Cup for Children's Horticulture	not awarded
Kari Best Award for Children's Handicraft	Charlotte Pudney and Scarlet Moothoo

AUTUMN SHOW 2021

Skingley Medal for Best Horticultural Exhibit in Show	James Blackwell
P. J. Davy Perpetual Challenge Cup for Roses	Betty Callaghan
A. W. D. Nicholls Memorial Cup for Best Rose Bloom	Betty Callaghan
Beresford Kneller Trophy for Dahlias	Anne Oxley
A. Pudney Perpetual Cup for Flowers	Anne Oxley
H. J. Loker Perpetual Cup for Pot Plants	Helen Gillings
J. Roper Perpetual Challenge Cup for Fruit	Janet Collins
J. Miles Perpetual Challenge Cup for Vegetables	John Saxton
The Peter Baggott Memorial Trophy for a collection of Vegetables	not awarded
£5 Prizes for Highest Points in Horticulture (excl. Trophy Winners)	Cicely James and Janet Carter

**Congratulations to all prize winners,
we look forward to seeing you all again in 2022.**

If you would like to have a go, see page 5 for hints and tips on entering our shows.
You too could be a prize winner!

A reminder for all IFHS members

Our next **AGM** will be on

Wednesday 16th November at 7.30

The Pavilion, Seymour Field Ingatestone

Presentation of Annual Reports and Accounts

Elections to the Committee

Acknowledgements

We would like to acknowledge the help and support of the many volunteers who help us throughout the year.

Seven long serving members of the committee, Rodger Green, Graham Slater, Chris Kirby, Ann Monk, Linda Ritchie, Mary Hart and Lesley Robbins, resigned this year. On your behalf I would like to thank them for all they have done over the years and wish them a happy retirement with time, perhaps, to pursue other interests.

Thank you to

- ✚ All those who go around door to door collecting subscriptions and delivering the handbook, membership cards and newsletters.
- ✚ All those who grow and donate plants for our plant sales

For the Summer Show:-

- ✚ The spotters for the garden Competitions
- ✚ Beresfords, who provided advertising noticeboards.
- ✚ Local shops, who sell the Handbook.
- ✚ All marshals and stewards who help on the day.
- ✚ The continued support of the Scouts and the Rotary Club.
- ✚ The Pudney family, who allow us the use of their lorry.

Finally we would like to thank Ian Chatters of Greenscapes who has kindly sponsored this publication.



greenscapes



- ✦ Garden Maintenance
- ✦ Supply New Planting schemes
- ✦ Hanging Baskets, seasonal
- ✦ Landscape designs ,
- ✦ Hard landscaping
- ✦ Low Carbon, Low noise machinery,
- ✦ Wildflower, wildlife friendly
- ✦ New Garden living walls .



@idcgreenscapes

greenscapes

Ingatstone Essex

www.groundsmaintenance-uk.com



British Association
Landscape
Industries

ACCREDITED

IDC Greenscapes Ltd

1, Little Hyde Farm, Little Hyde Lane, Ingatstone, Essex. CM4 0DU

Registered in England & Wales. Company No 493825 VAT no 802 8017 © Copyright 2022